

2017 SPR Annual Meeting & Categorical Course
May 16-20, 2017 • Vancouver, British Columbia, Canada

Caffey Award - Scientific Exhibit

Poster # SCI-053:
Sinusoidal Obstruction Syndrome Causes Increased Liver Stiffness

Naresh Reddivalla
Children's Mercy
Kansas City, Missouri

Children's Imaging: Creating Change, celebrating success

2017 SPR Annual Meeting & Categorical Course
May 16-20, 2017 • Vancouver, British Columbia, Canada

Caffey Award - Educational Exhibit

Poster # EDU-045
Nuts and Bolts: A Radiologist's Guide to Orthopedic Hardware Utilized in the Lower Extremities of Children

Hailey Allen
University of Wisconsin
Madison, Wisconsin

Children's Imaging: Creating Change, celebrating success

2017 SPR Annual Meeting & Categorical Course
May 16-20, 2017 • Vancouver, British Columbia, Canada

Caffey Award - Educational Exhibit

Poster # EDU-043
Sonographic Evaluation of Diaphragmatic Motion: A Practical Guide to Performance and Interpretation

Benjamin D. Smith
Children's National Medical Center
Washington, D.C.

Children's Imaging: Creating Change, celebrating success

2017 SPR Annual Meeting & Categorical Course
May 16-20, 2017 • Vancouver, British Columbia, Canada

Caffey Award – Case Report

Poster # CR-012
Cutaneous metastases of infantile choriocarcinoma can mimic infantile hemangioma both clinically and radiographically

Logan Dance
Phoenix Children's Hospital
Phoenix, Arizona

Children's Imaging: Creating Change, celebrating success

2017 SPR Annual Meeting & Categorical Course
May 16-20, 2017 • Vancouver, British Columbia, Canada

John Kirkpatrick Young Investigator Award
Paper #: 077

“Follow-up MRI Examinations for Optic Pathway Gliomas: is Gadolinium Necessary?”
Ezekiel Maloney, Seattle Children's Hospital, Seattle, WA, A. Luana Stanesco, Francisco Perez, MD, Ramesh Iyer, Dennis Shaw, MD

Children's Imaging: Creating Change, celebrating success

2017 SPR Annual Meeting & Categorical Course
May 16-20, 2017 • Vancouver, British Columbia, Canada

Caffey Award – Best Clinical Research Paper
Paper #: 130

“CXR Reduction Protocol in the Neonatal Intensive Care Unit (NICU) – Lessons Learned”
Dorothy Bulas, MD, CNMC, Washington DC, Michelande Ridore, MS, William Pastor, MS, MPH, Sarah McKenney, PhD, Lamia Soghier, MD, Billie Lou Short, MD

Children's Imaging: Creating Change, celebrating success

2017 SPR Annual Meeting & Categorical Course
May 16-20, 2017 • Vancouver, British Columbia, Canada

Caffey Award – Best Science Paper
Paper #: 138

“Performance of a Deep Neural Network Learning Model in Assessing Skeletal Maturity on Pediatric Hand Radiographs”
David Larson, Matthew Chen, Matthew Lungren, Safwan Halabi, MD, Radiology, Stanford University, Stanford, CA, Curtis Langlotz, MD

Children's Imaging: Creating Change, celebrating success

2017 SPR Annual Meeting & Categorical Course
May 16-20, 2017 • Vancouver, British Columbia, Canada

Promising Investigator Award
Paper #: 159

“Stress Injuries and Physiological Adaptations in the Fingers of Adolescent Competitive Rock Climbers: Evaluation by Ultrasound and MRI”
Kathryn Garcia, Stanford, Palo Alto, CA, Diego Jaramillo, MD, MPH, Erika Rubesova, MD

Children's Imaging: Creating Change, celebrating success

2017 SPR Annual Meeting & Categorical Course
May 16-20, 2017 • Vancouver, British Columbia, Canada

Radiographer Best Poster Award

Poster #: EDU-001(R)
Infantile Hypertrophic Pyloric Stenosis: Value of measurement technique to avoid equivocal exam.

Anjum Bandarkar
Children's National Medical Center
Washington, D.C.

Children's Imaging: Creating Change, celebrating success


2017 SPR Annual Meeting & Categorical Course
May 16-20, 2017 • Vancouver, British Columbia, Canada

Radiographer Best Scientific Paper Award

Paper #: 002 (R)
Optimal CT protocols for abdominal scanning of obese paediatric patients: a phantom study

Michelle O'Connor
University College Dublin School of Medicine and Medical Science
Dublin, Ireland


Children's Imaging: Creating Change, celebrating success



The American Academy of Pediatrics
Section on Radiology Presents the

2017 Outstanding Case Report Poster Award
to
Logan Dance, MD; Patricia Cornejo, MD; Mittun Patel, MD
Phoenix Children's Hospital, Phoenix, Arizona
for
Cutaneous Metastases of Infantile Choriocarcinoma can Mimic Infantile Hemangioma Both Clinically and Radiographically


Children's Imaging: Creating Change, celebrating success



The American Academy of Pediatrics
Section on Radiology Presents the

2017 Outstanding Clinical Scientific Poster Award
to
Megan B. Marine, Jessica Smith, Matthew R. Wanner, Samuel G. Jennings, Robert Hibbard, Boaz Karmazyn
Indiana University School of Medicine; Riley Hospital for Children
Indianapolis, IN
for
How Well do Hospitals Comply with ACR-SPR Guidelines when Performing Skeletal Surveys for Child Abuse?"

Children's Imaging: Creating Change, celebrating success




The American Academy of Pediatrics

Section on Radiology Presents the

2017 Outstanding Clinical Education Poster Award
to
Benjamin Smith, Hansel J Otero, Tara K Cielma, Anjum N Bandarkar
Children's National Health System, Washington DC
for
Sonographic Evaluation of Diaphragmatic Motion: A Practical Guide to Performance and Interpretation

Children's Imaging: Creating Change, celebrating success





2017 Outstanding WFPI Radiographer Educational Poster Award

Tara K. Cielma, RDMS, RDCS, RVT, RT(S); Anjum N. Bandarkar, MD;
Adebunmi O. Adeyiga, MD
Children's National Health System
Washington, DC
For
A Sonographic Walk-Through: Infantile Hypertrophic Pyloric Stenosis.

2017 SPR 60th Annual Meeting and Categorical Course
May 19, 2017 • Vancouver, BC, Canada

Gloria Soto, MD
President, WFPI





2017 Outstanding WFPI Case Report Award

Logan Dance, MD; Patricia Cornejo, MD; Mittun Patel, MD
Phoenix Children's Hospital
Phoenix, AZ
For
Cutaneous metastases of infantile choriocarcinoma can mimic infantile hemangioma both clinically and radiographically

2017 SPR 60th Annual Meeting and Categorical Course
May 19, 2017 • Vancouver, BC, Canada

Gloria Soto, MD
President, WFPI





2017 Outstanding WFPI Educational Poster Award

Jing Qi, MD; Eric Eutsler, MD; Marilyn Siegel, MD
Mallinckrodt Institute of Radiology
Washington University School of Medicine
St. Louis, MO
For
Clinical Application of Dual-Source Dual-Energy CT in Children

2017 SPR 60th Annual Meeting and Categorical Course
May 19, 2017 • Vancouver, BC, Canada

Gloria Soto, MD
President, WFPI






2017 Outstanding WFPI Scientific Poster Award

Robben Schat, DO; Tara Holm, MD; Lei Zhang, PhD; Michael Murati, MD
University of Minnesota Masonic Children's Hospital
Minneapolis, MN
For
Optimizing chest radiograph collimation in the neonatal intensive care unit: a departmental quality control initiative

2017 SPR 60th Annual Meeting and Categorical Course
May 19, 2017 • Vancouver, BC, Canada

Gloria Soto, MD
President, WFPI


2017 SPR Annual Meeting & Categorical Course
May 16-20, 2017 • Vancouver, British Columbia, Canada

SPR People's Choice Electronic Exhibit

Poster # EDU-011:
3...2...1...Blastoma: A single institution pictorial review of unusual congenital pediatric tumors.

Ross Anthony Myers
New York Medical College at the Westchester Medical Center
Valhalla, New York

Children's Imaging: Creating Change, celebrating success

 2017 SPR Annual Meeting & Categorical Course
May 16-20, 2017 • Vancouver, British Columbia, Canada

Case of the Day Winner

Arlene Kanigan
University of Alberta
Edmonton, Alberta, Canada

Children's Imaging: Creating Change, celebrating success

 2017 SPR Annual Meeting & Categorical Course
May 16-20, 2017 • Vancouver, British Columbia, Canada

Vendor Bingo

Jonathan Mayl, MD
University of Central Florida
Orlando, Florida

Children's Imaging: Creating Change, celebrating success